

North East School District

Data Presentation

DECEMBER 19, 2024

23-24 Building Level Scores
23-24 PSSA & Keystone Achievement | PVAAS Growth
24-25 Instructional Focus Areas

Administrative Team

Dr. Michele S. Hartzell, Superintendent

Mr. Brian Emick, Assistant to the Superintendent

Dr. William Renne, NEHS Principal | **Mr. Asa McCullum**, Assistant Principal

Mr. Corey Garland, NEMS Principal | **Mrs. Dara Allen**, Assistant Principal

Mrs. Dina Hathaway, NEES Principal | **Mrs. Katelyn Bailey**, Assistant Principal

Mrs. Brianne Hodges, NESD Director of Special Education

**"The Mission of the North East School District is to
Nurture and Empower lifelong learning and responsible citizenship"**

**"The Vision of the North East School District is to be an exemplary educational
community by developing knowledge and skills to positively influence a changing world"**

NORTH EAST SCHOOL DISTRICT K-12 PROFILE OF A GRADUATE



ACADEMICALLY READY

- ☐ Actively listens & applies knowledge
- ☐ Connects skills to workplace expectations
- ☐ Utilizes effective written & verbal communications
- ☐ Demonstrates proficiency in math skills
- ☐ Takes responsibility/ownership
- ☐ Selects coursework based on personal & career goals



LIFE READY

- ☐ Demonstrates healthy lifestyle & habits
- ☐ Treats others with dignity & respect
- ☐ Manages stress & uses positive coping skills
- ☐ Commits to continuous, lifelong learning
- ☐ Advocates for self & seeks help when needed
- ☐ Utilizes technology appropriately in interpersonal interactions



CIVIC-MINDED

- ☐ Respects others perspectives & experiences
- ☐ Accepts responsibility for actions & contributions to society
- ☐ Engages in community & stays aware of current events
- ☐ Understands government functions & impacts
- ☐ Stays informed & votes regularly



WORKPLACE READY

- ☐ Embraces diversity
- ☐ Possesses a strong work ethic
- ☐ Collaborates & communicates with others
- ☐ Shows initiative & is willing to learn new skills
- ☐ Solves problems and thinks critically
- ☐ Demonstrates punctuality & good attendance



FUTURE-FOCUSED

- ☐ Leverages personal strengths into opportunities
- ☐ Explores career options through practical experiences
- ☐ Identifies career path based on strengths/interests
- ☐ Recognizes and utilizes transferable skills
- ☐ Organizes time & prioritizes tasks to meet goals



FINANCIALLY SAVVY

- ☐ Understands finance concepts (debt/savings/credit)
- ☐ Differentiates between needs and wants
- ☐ Sets budget with short / long term financial goals
- ☐ Understands the value of investments for retirement
- ☐ Comprehends standard payroll deductions & taxes



Building Level Scores



	NEHS	NEMS	NEES
23 24 SY	70.3 9/20	76.9 5/19	86.6 6/42
22 23 SY	60.2	67.5	84.5



Statewide Targets

ALL STUDENT GROUP

	ELA	MATH	SCIENCE
2024	70.3	55.8	73.1
2033	81.1	71.8	83.0

North East Elementary School



305



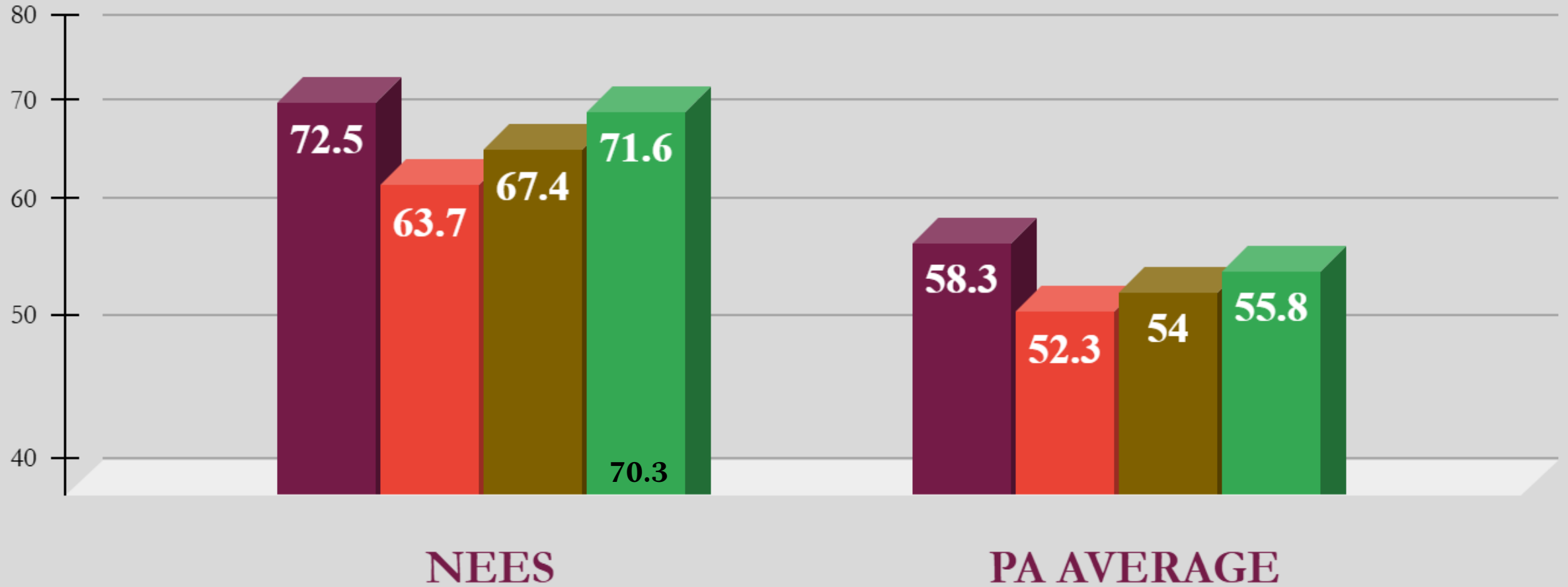
1,591

NORTH EAST SCHOOL DISTRICT
ROAD TO GOLD

GRADE 3 ELA



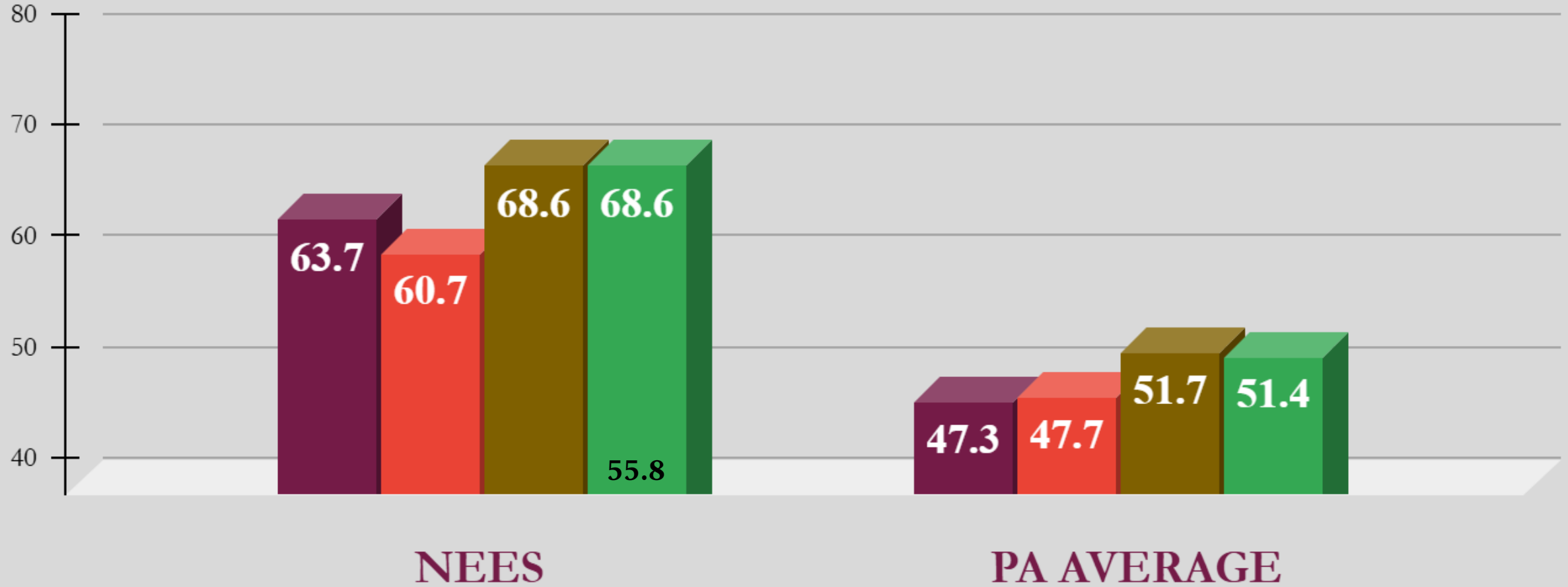
■ 2021 ■ 2022 ■ 2023 ■ 2024



GRADE 3 MATH



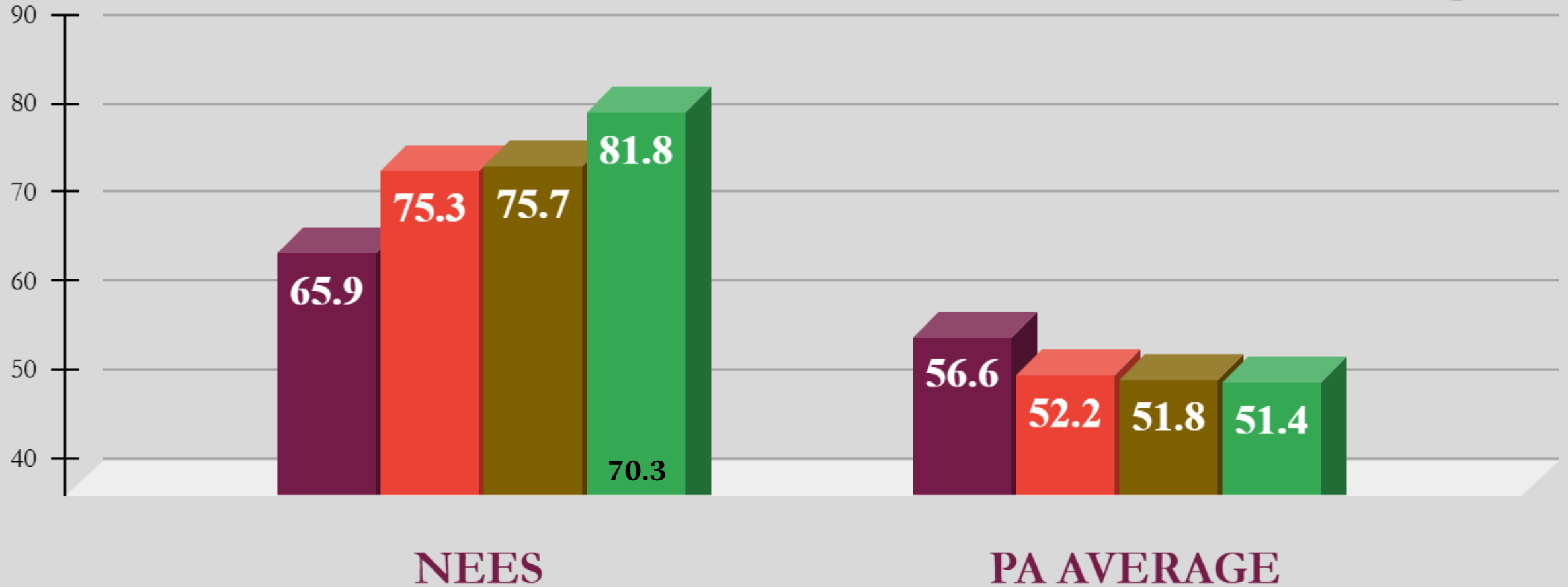
■ 2021 ■ 2022 ■ 2023 ■ 2024



GRADE 4 ELA



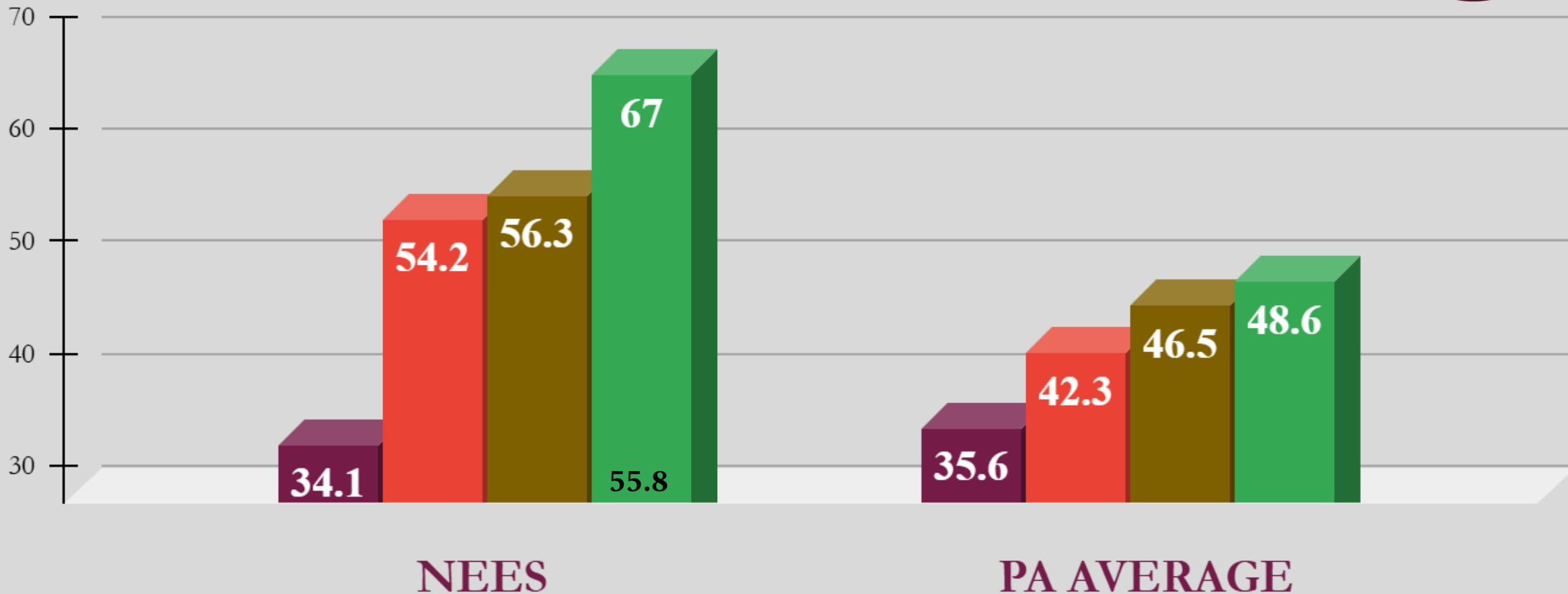
2021 2022 2023 2024



GRADE 4 MATH



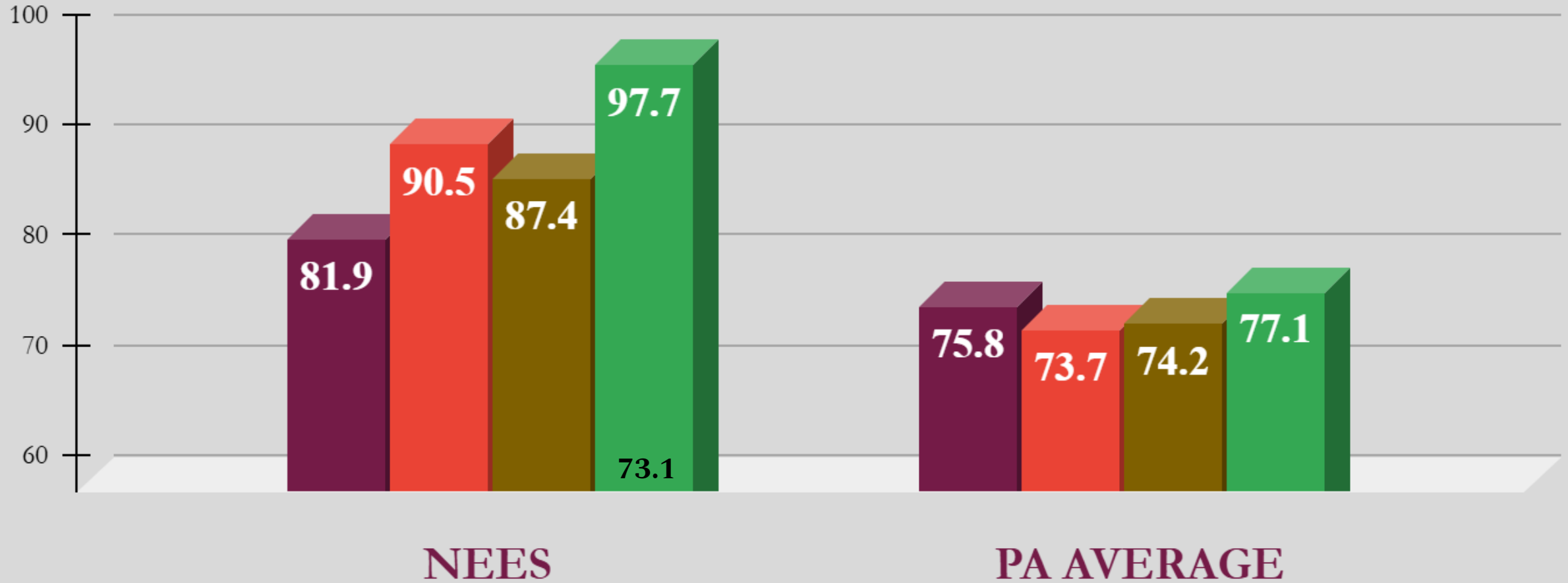
■ 2021 ■ 2022 ■ 2023 ■ 2024



GRADE 4 SCIENCE



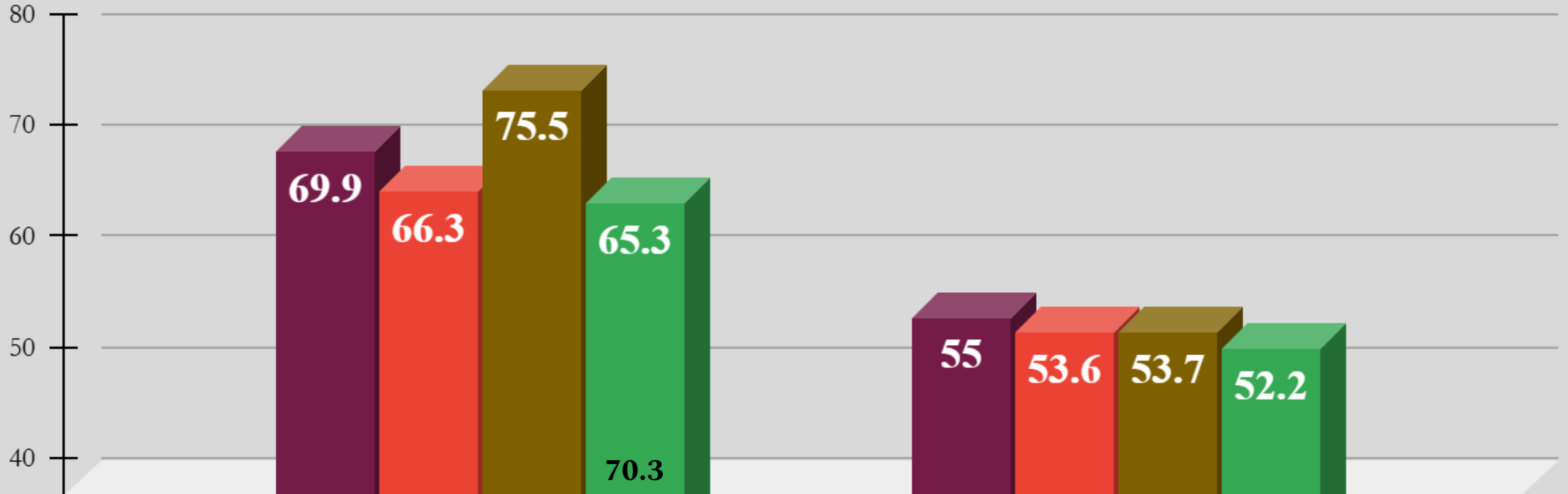
■ 2021 ■ 2022 ■ 2023 ■ 2024



GRADE 5 ELA



■ 2021 ■ 2022 ■ 2023 ■ 2024



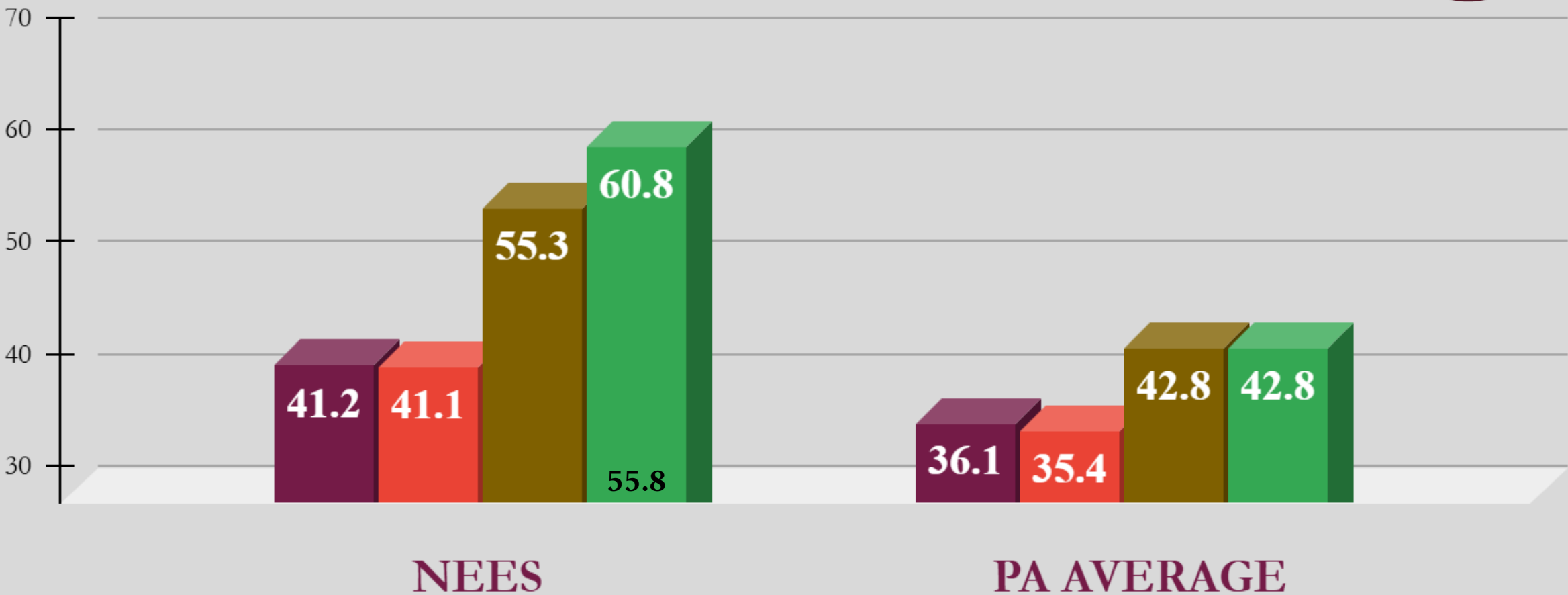
NEES

PA AVERAGE

GRADE 5 MATH



■ 2021 ■ 2022 ■ 2023 ■ 2024



Special Education Population

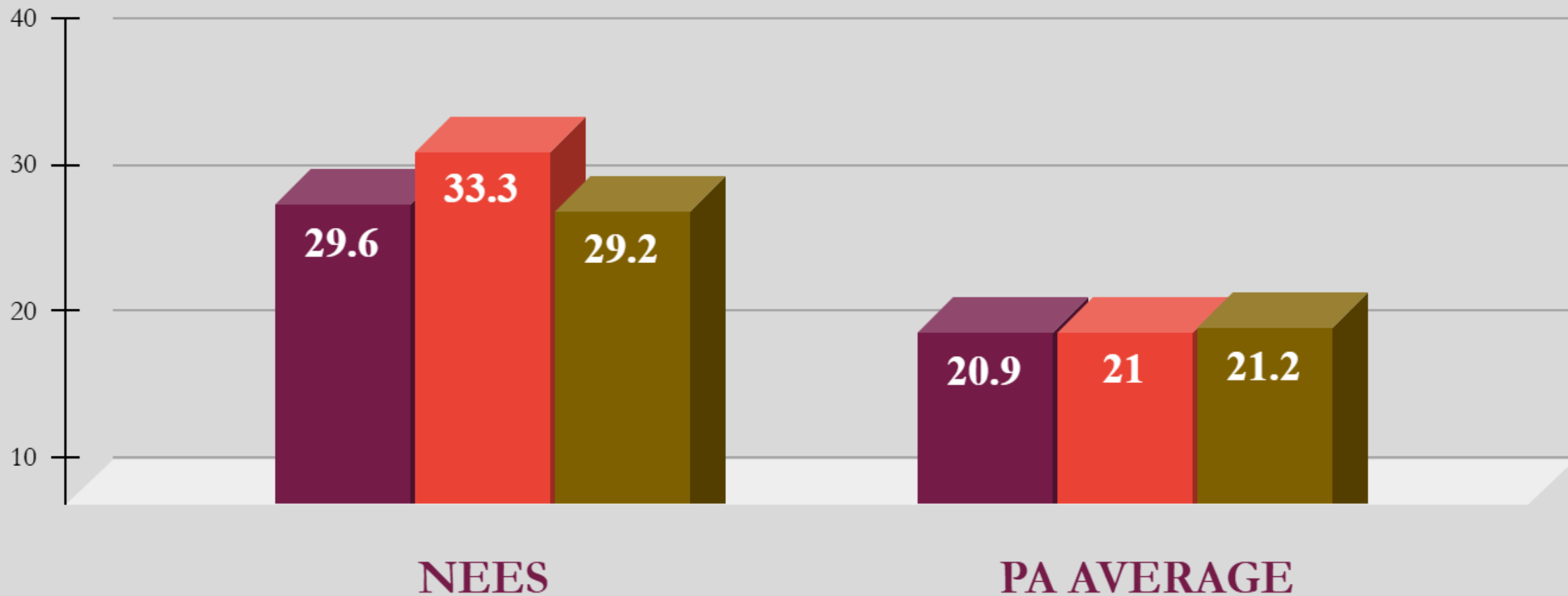
	October 1 Enrollment	December 1 Child Count	Special Education Percentage	State Special Education Percentage
2020-2021	1588	253	15.9%	18.1%
2021-2022	1518	254	16.7%	18.6%
2022-2023	1518	256	16.9%	19.3%
2023-2024	1496	260	17.4%	20.1%
2024-2025	1435	248	17.3%	

What is unique about North East School District?

- Higher-than-average
 - Autism 18.1% vs. 13.9% - 2nd highest in county
 - Emotional Disturbance 10.4% vs. 7.9% - 2nd highest in county
- Students inside regular education 80% or more - almost 75% - state average 61.7%

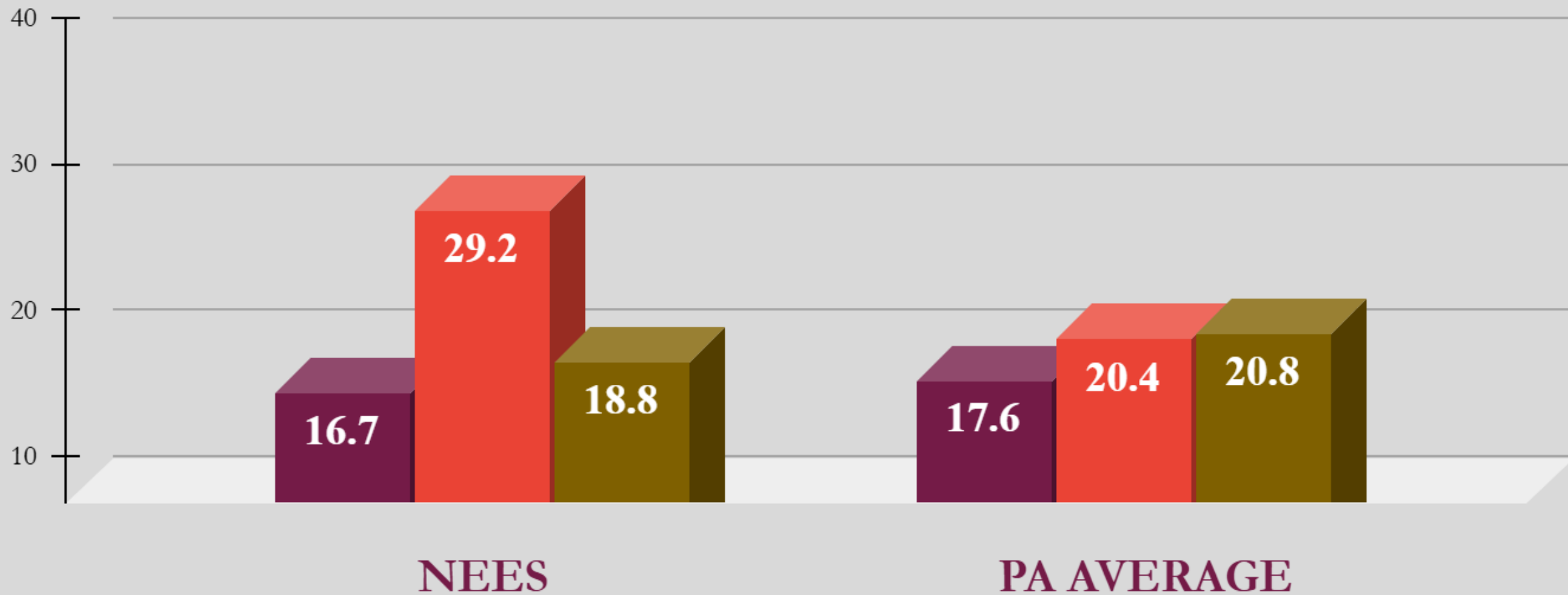
NEES SPECIAL EDUCATION | ELA

■ 2022 ■ 2023 ■ 2024



NEES SPECIAL EDUCATION | MATH

■ 2022 ■ 2023 ■ 2024










North East Elementary School

North East School District

What are the trends in growth and achievement?

This report enables you to select data of interest, assess trends over time, and compare results. Use the filters on the left to explore growth and achievement data. Depending on the assessment, achievement is reported in Normal Curve Equivalents (NCEs) or scale scores and does not reflect proficiency level.

Subject	← Year	← Grade	Growth Color Indicator	
PSSA Math – 4-8	2024	4	 Meets	
		5	 Above	
		Across Grades	 Meets	
PSSA English Language Arts – 4-8	2024	4	 Well Above	
		5	 Well Below	
		Across Grades	 Above	
PSSA Science – 4,8	2024	4	 Well Above	

NORTH EAST ELEMENTARY SCHOOL

INSTRUCTIONAL FOCUS AREAS

ELA FOCUS

- **Ongoing Professional Learning Related To The Science Of Reading.**
- **MTSS (Multi-Tiered System of Support) Partnership with PaTTAN**
 - Strengthening Core Instruction
 - Universal Screening (K-5 Acadience Reading)
 - Shared Ownership (MTSS Committee formed to enhance outcomes for students.
 - Professional Learning to support research and best practices.

MATHEMATICS FOCUS

- Ongoing Professional Learning With The enVision Series.
- Continued Development of Computation & Fact Fluency Strategies.
- Standards-Based Questioning & Mathematical Problem Solving.

NESD VISION 2028

Goal 1: Curriculum, Instruction, and Assessment - To ensure consistency across academic and elective programs with precise connections between instructional strategies and assessment of core academic, PA academic, and College and Career readiness standards.

North East Middle School



87



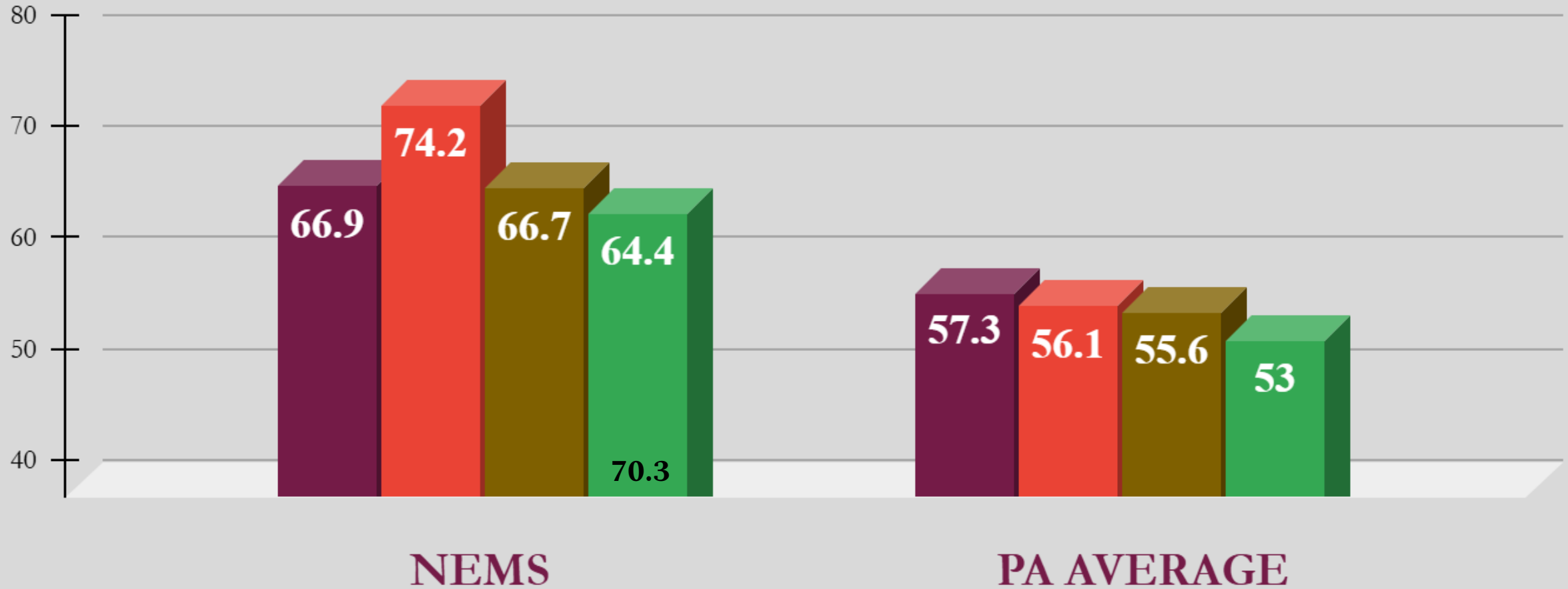
875

NORTH EAST SCHOOL DIST.
ROAD TO GOLD

GRADE 6 ELA



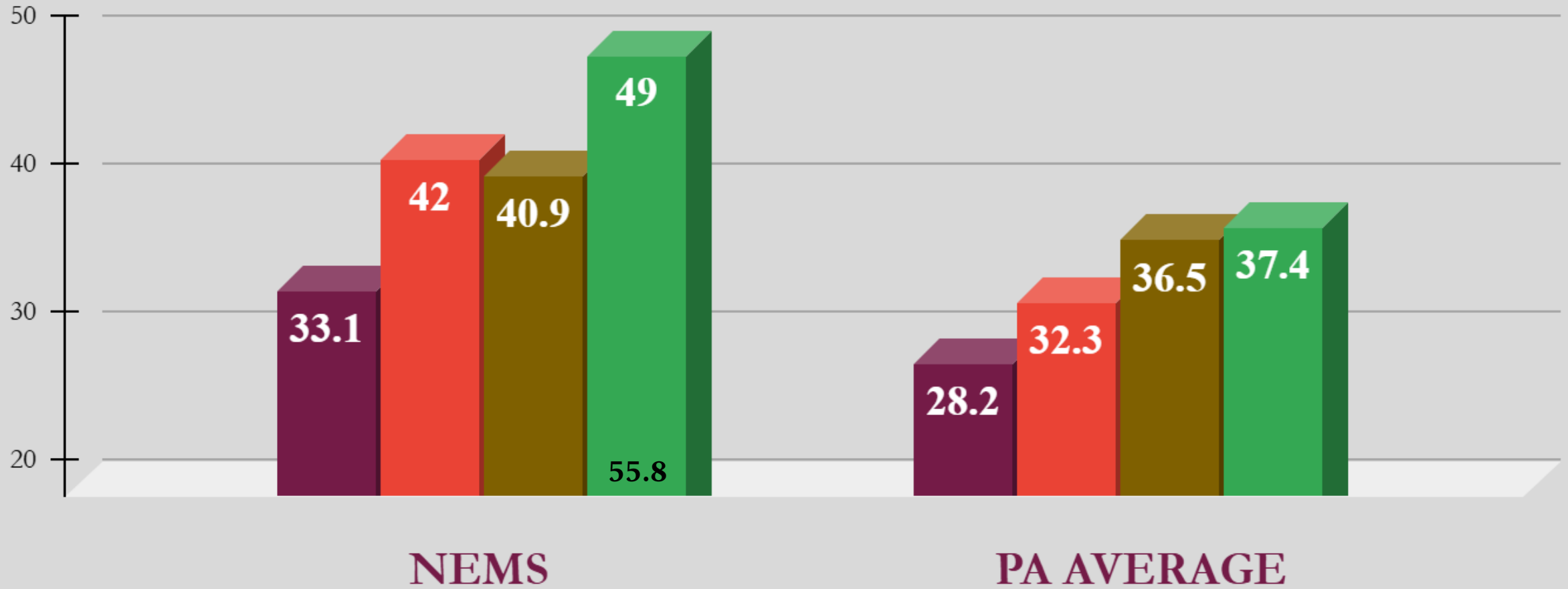
■ 2021 ■ 2022 ■ 2023 ■ 2024



GRADE 6 MATH



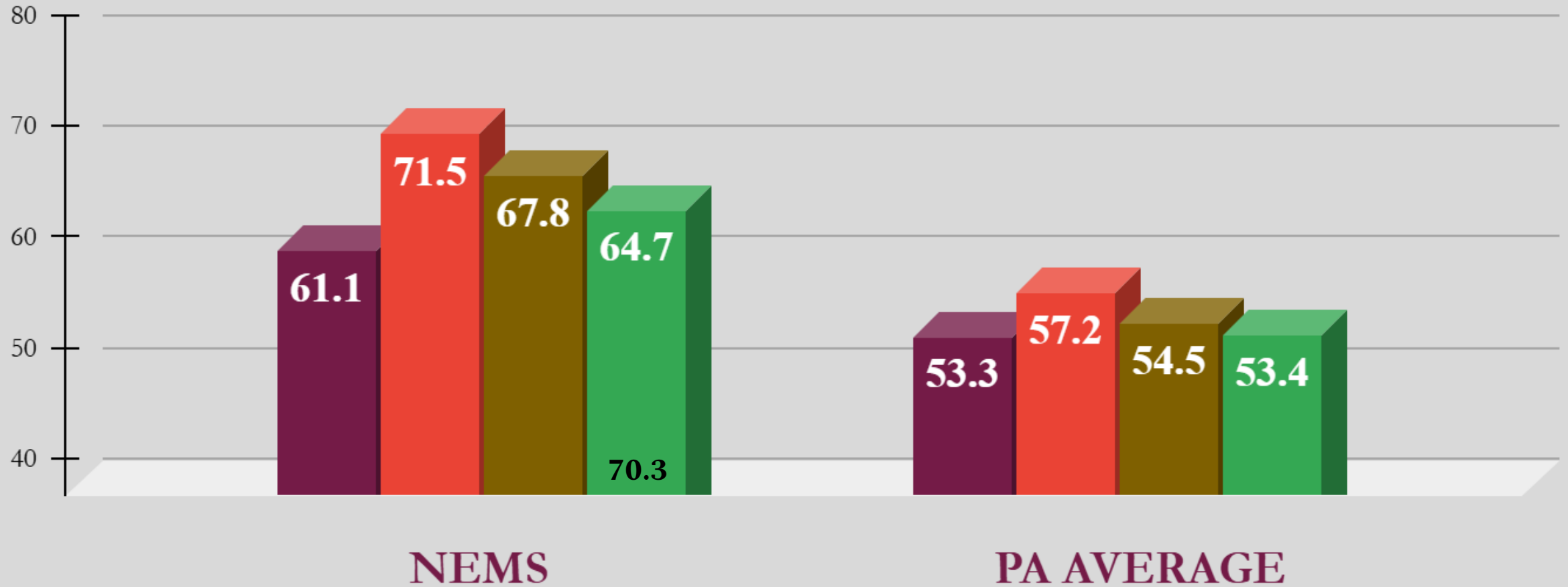
■ 2021 ■ 2022 ■ 2023 ■ 2024



GRADE 7 ELA



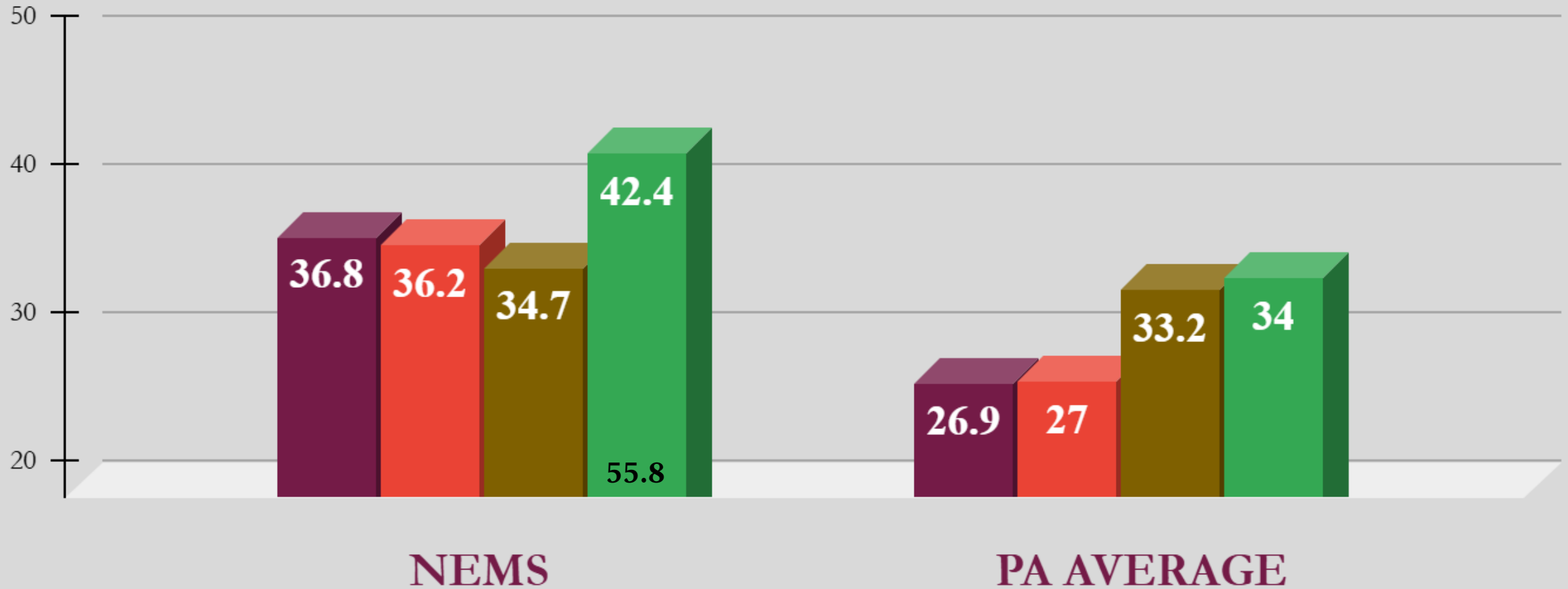
■ 2021 ■ 2022 ■ 2023 ■ 2024



GRADE 7 MATH



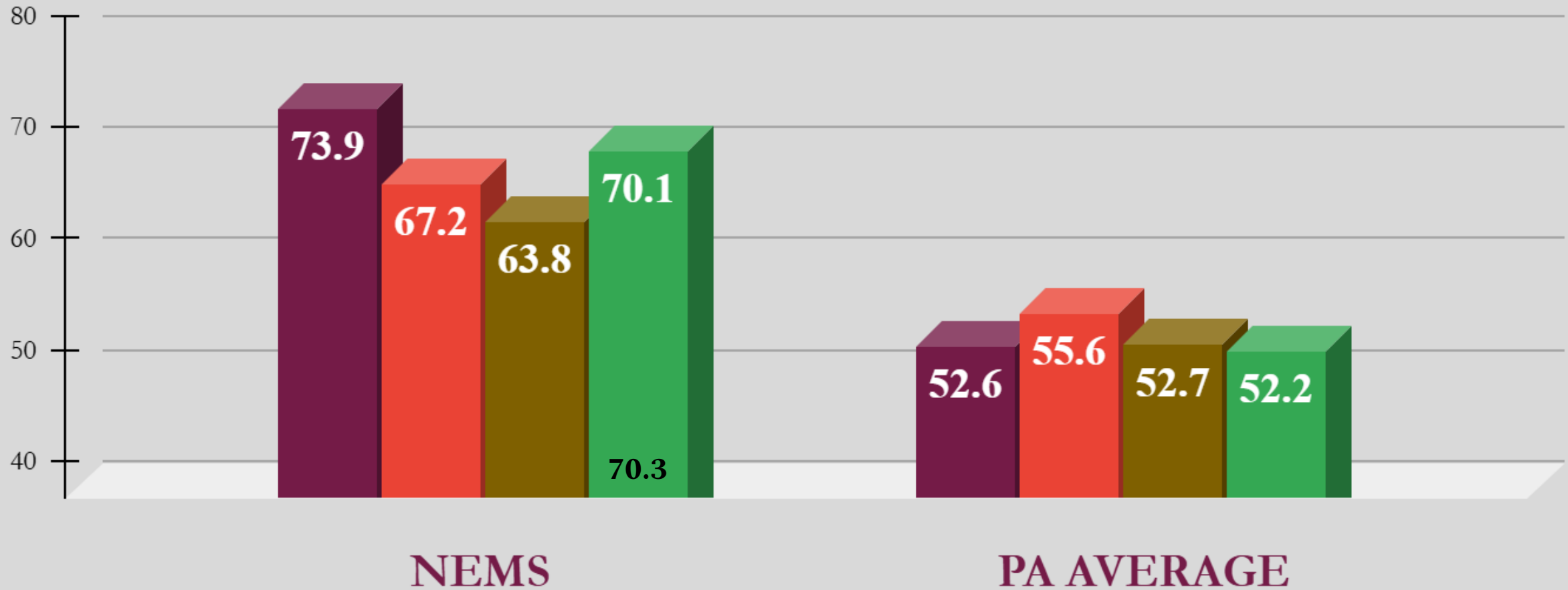
■ 2021 ■ 2022 ■ 2023 ■ 2024



GRADE 8 ELA



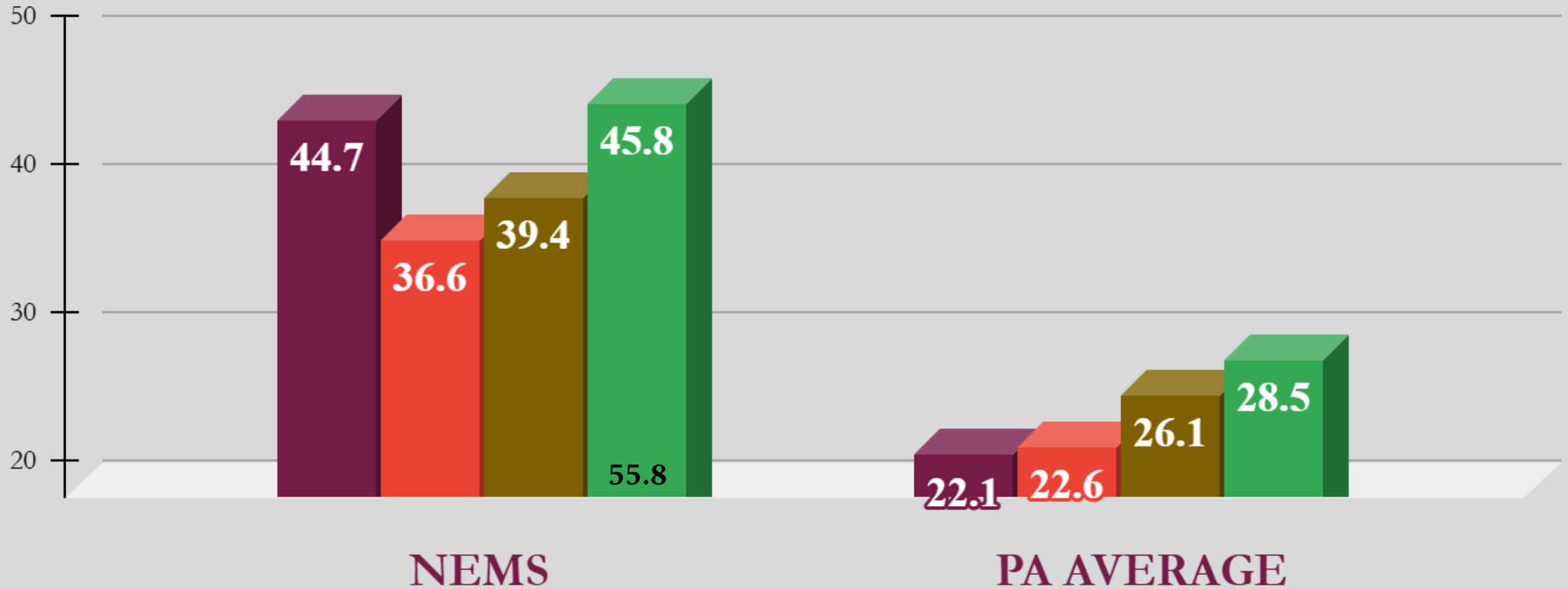
■ 2021 ■ 2022 ■ 2023 ■ 2024



GRADE 8 MATH



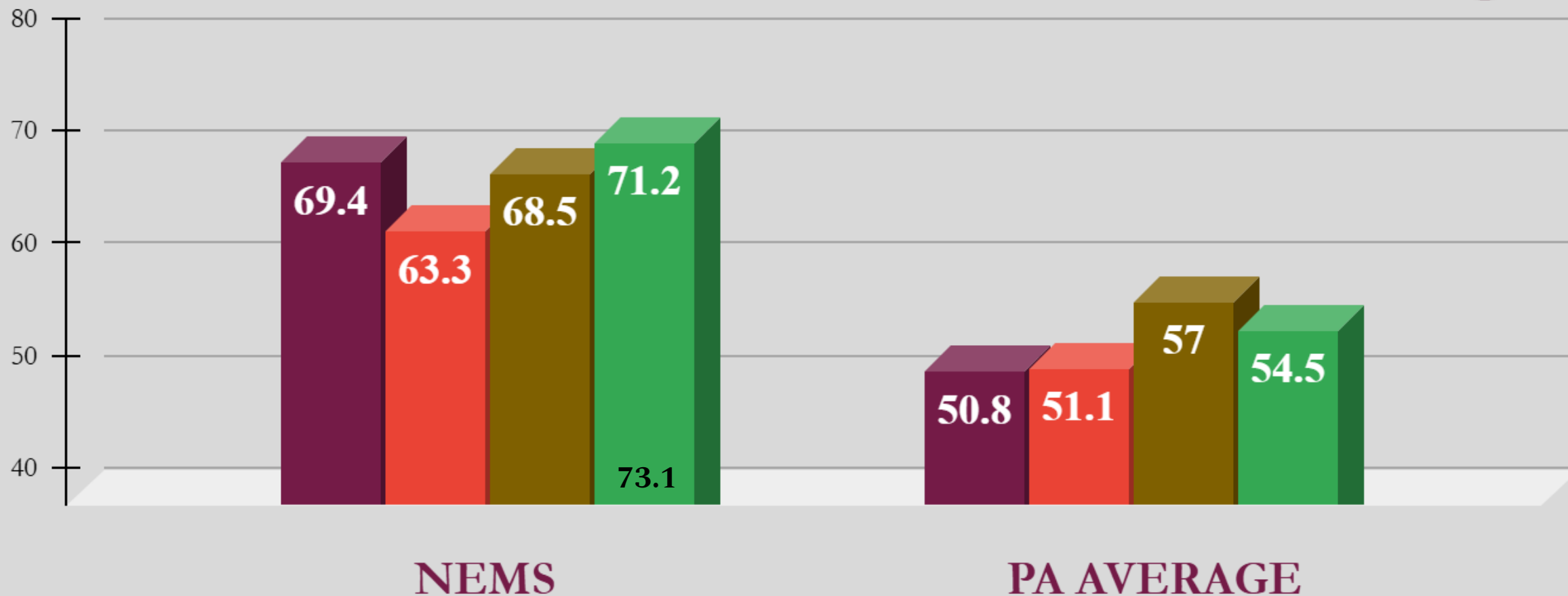
■ 2021 ■ 2022 ■ 2023 ■ 2024



GRADE 8 SCIENCE

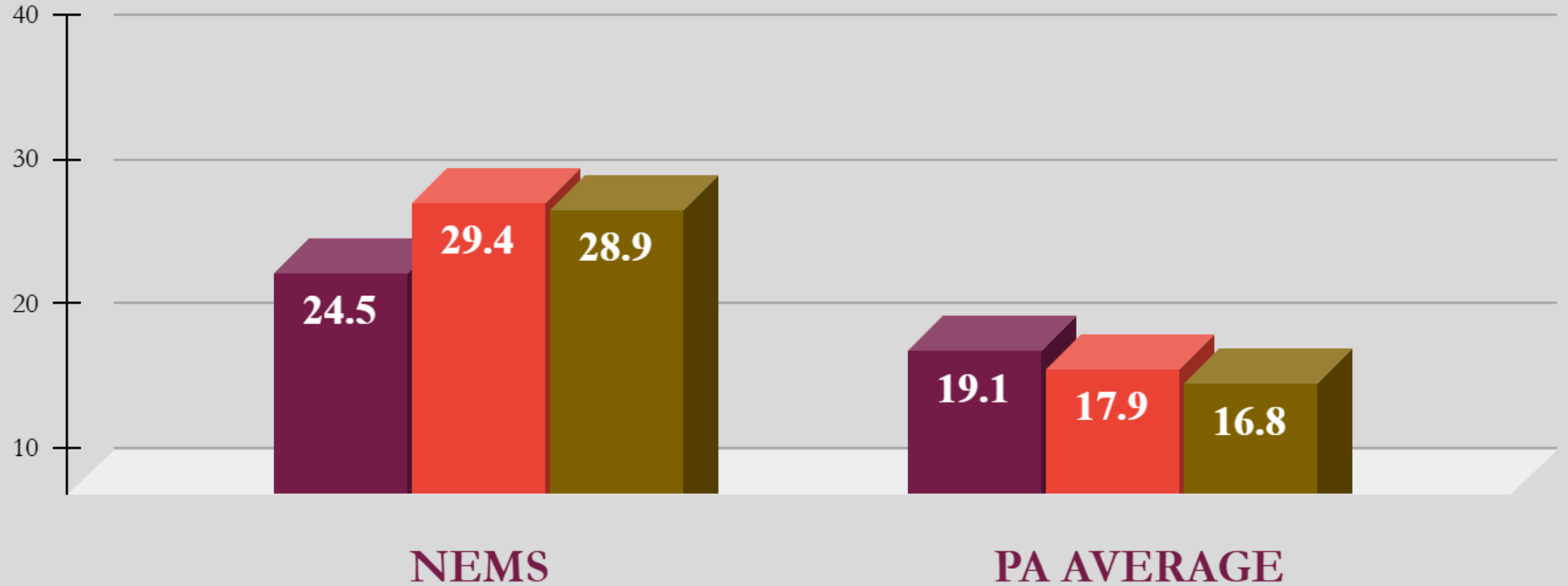


■ 2021 ■ 2022 ■ 2023 ■ 2024



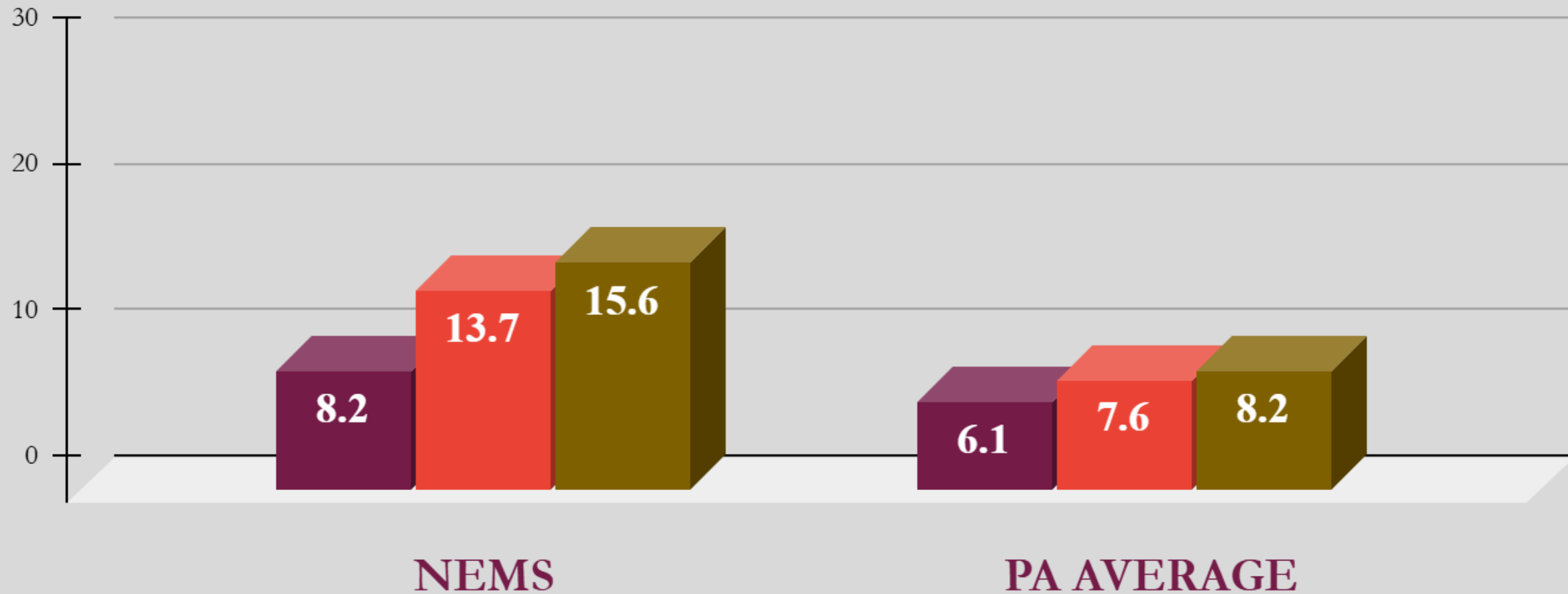
NEMS SPECIAL EDUCATION | ELA

■ 2022 ■ 2023 ■ 2024



NEMS SPECIAL EDUCATION | MATH

■ 2022 ■ 2023 ■ 2024











North East Middle School

North East School District

What are the trends in growth and achievement?

This report enables you to select data of interest, assess trends over time, and compare results. Use the filters on the left to explore growth and achievement data. Depending on the assessment, achievement is reported in Normal Curve Equivalents (NCEs) or scale scores and does not reflect proficiency level.

Subject	← Year	← Grade	Growth Color Indicator	
PSSA Math – 4-8	2024	6	 Meets	
		7	 Well Above	
		8	 Well Above	
		Across Grades	 Well Above	
PSSA English Language Arts – 4-8	2024	6	 Well Below	
		7	 Above	
		8	 Meets	
		Across Grades	 Below	
PSSA Science – 4,8	2024	8	 Meets	

NORTH EAST MIDDLE SCHOOL

INSTRUCTIONAL FOCUS AREAS

ELA FOCUS

- ★ Continued focus on increasing exposure to non-fiction materials
- ★ Applying ELA Reading and Writing Strategies in Social Studies classes as well
- ★ Common practices for annotations and reading assessments/assignments

MATHEMATICS FOCUS

- ★ Statistics and Probability (Scoring Category 10)
- ★ Expressions and Equations (Scoring Category 5)
- ★ Number System (Scoring Category 2)

SCIENCE FOCUS

- ★ Continue to adapt to new STEELS Standards
 - Use 24-25 PSSA Data to inform next steps for curricular planning
- ★ Physical Sciences (Scoring Category 3)
- ★ Earth and Space Sciences (Scoring Category 4)

NESD VISION 2028

Goal 1: Curriculum, Instruction, and Assessment - To ensure consistency across academic and elective programs with precise connections between instructional strategies and assessment of core academic, PA academic, and College and Career readiness standards.

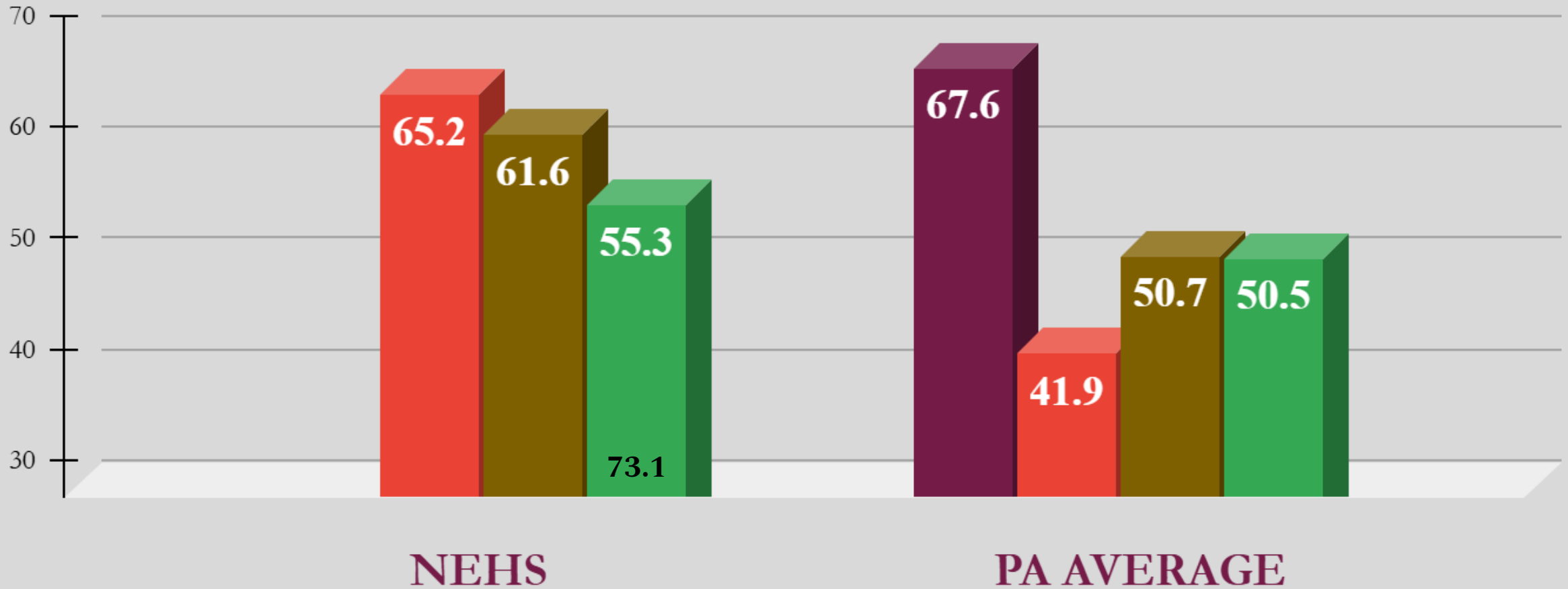
North East High School



BIOLOGY



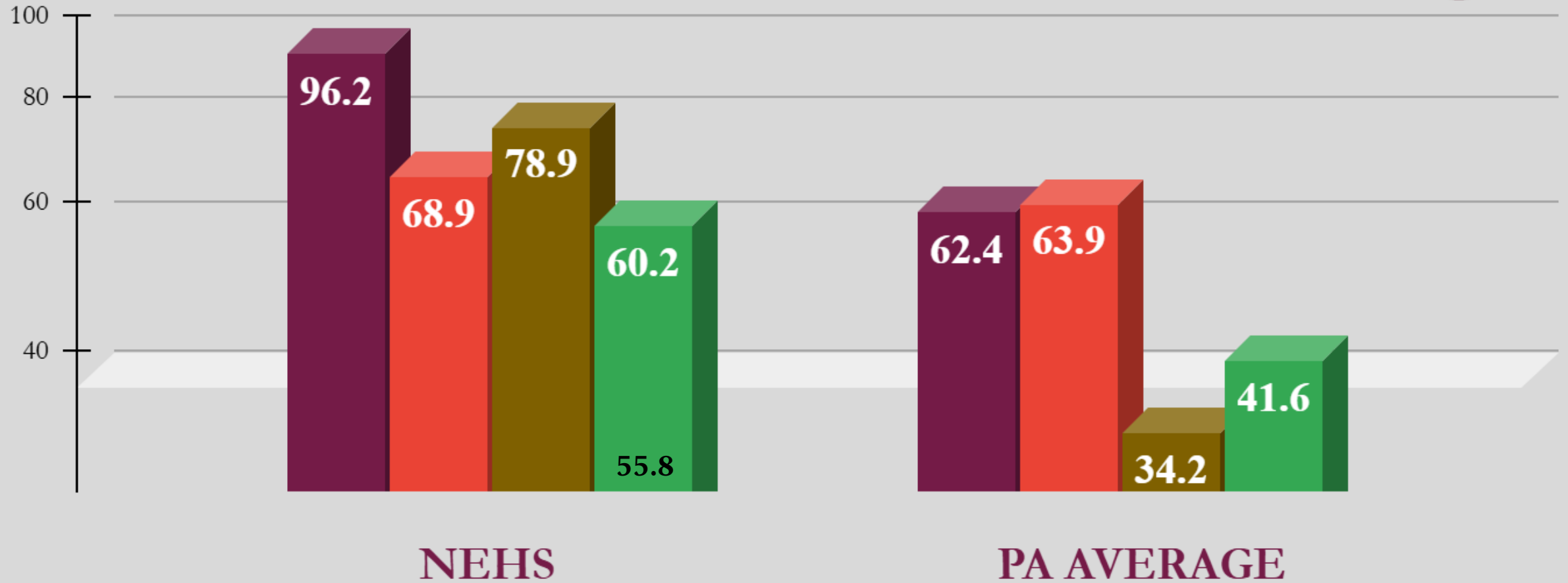
■ 2021 ■ 2022 ■ 2023 ■ 2024



ALGEBRA I



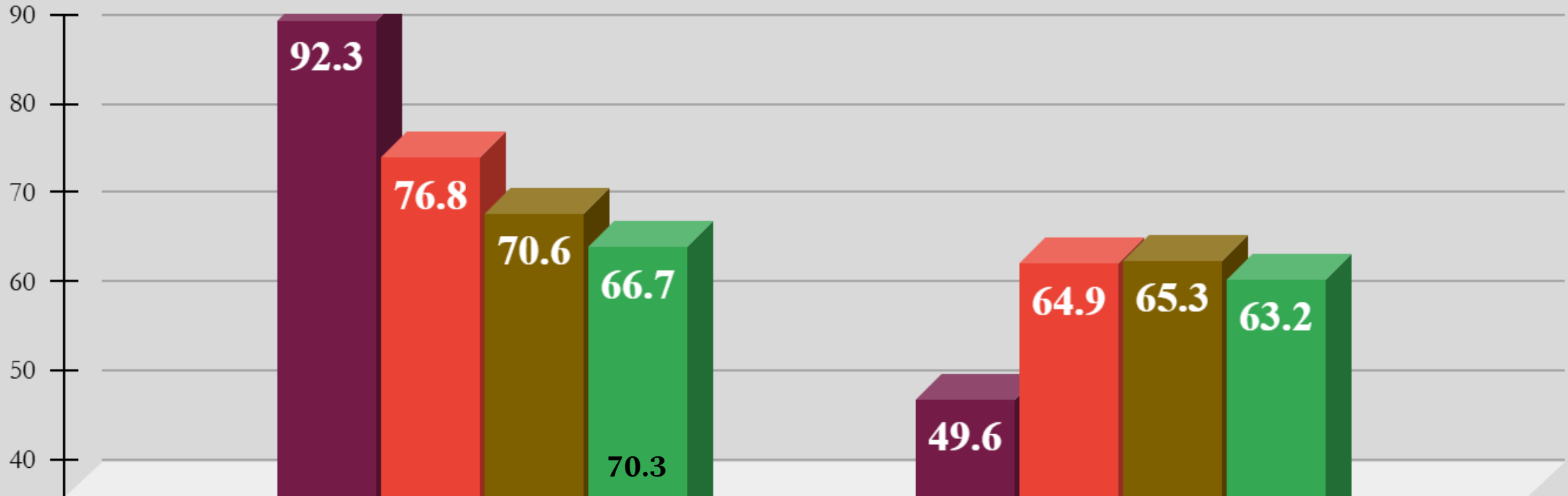
2021 2022 2023 2024



LITERATURE



■ 2021 ■ 2022 ■ 2023 ■ 2024

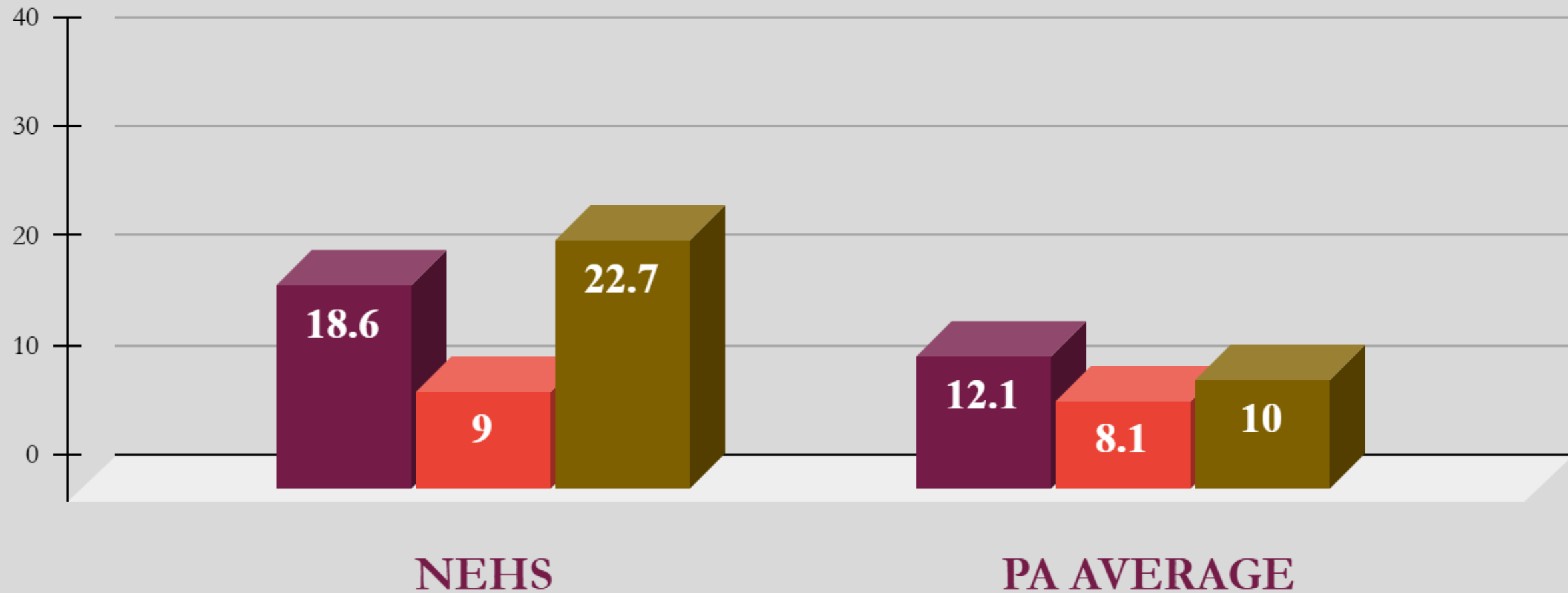


NEHS

PA AVERAGE

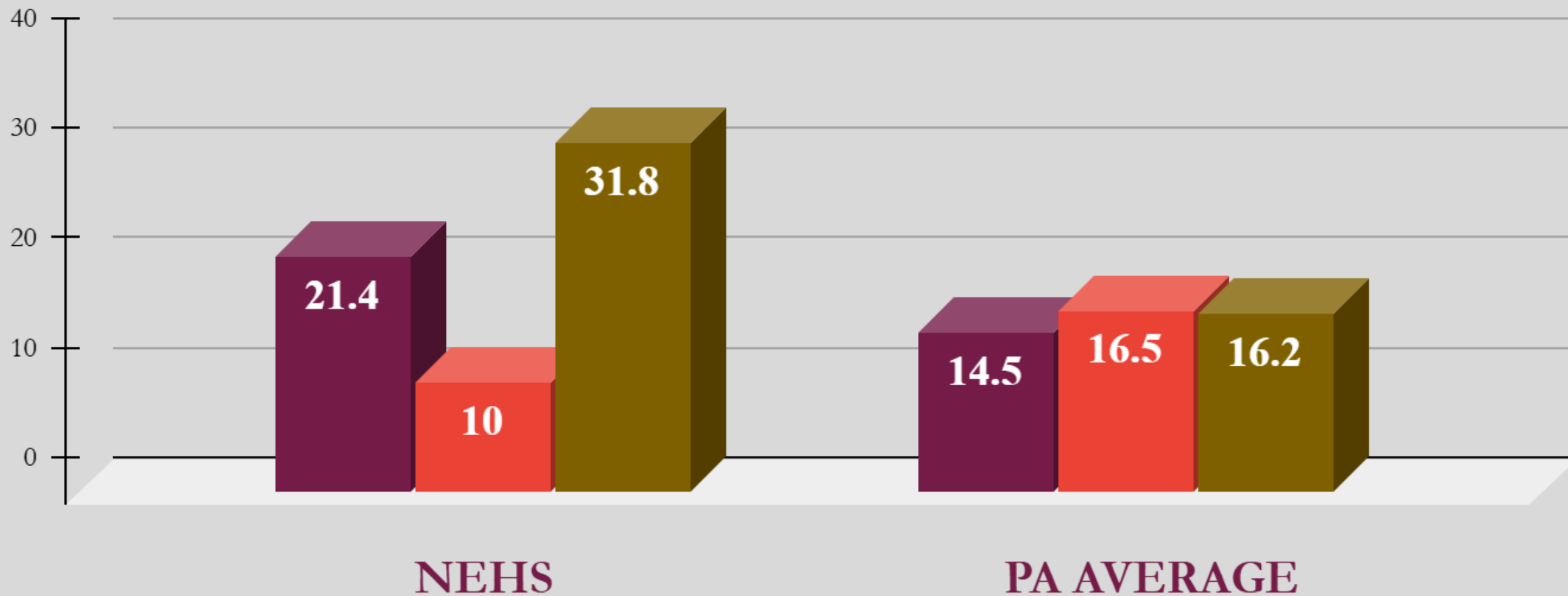
NEHS SPECIAL EDUCATION | ALGEBRA I

■ 2022 ■ 2023 ■ 2024



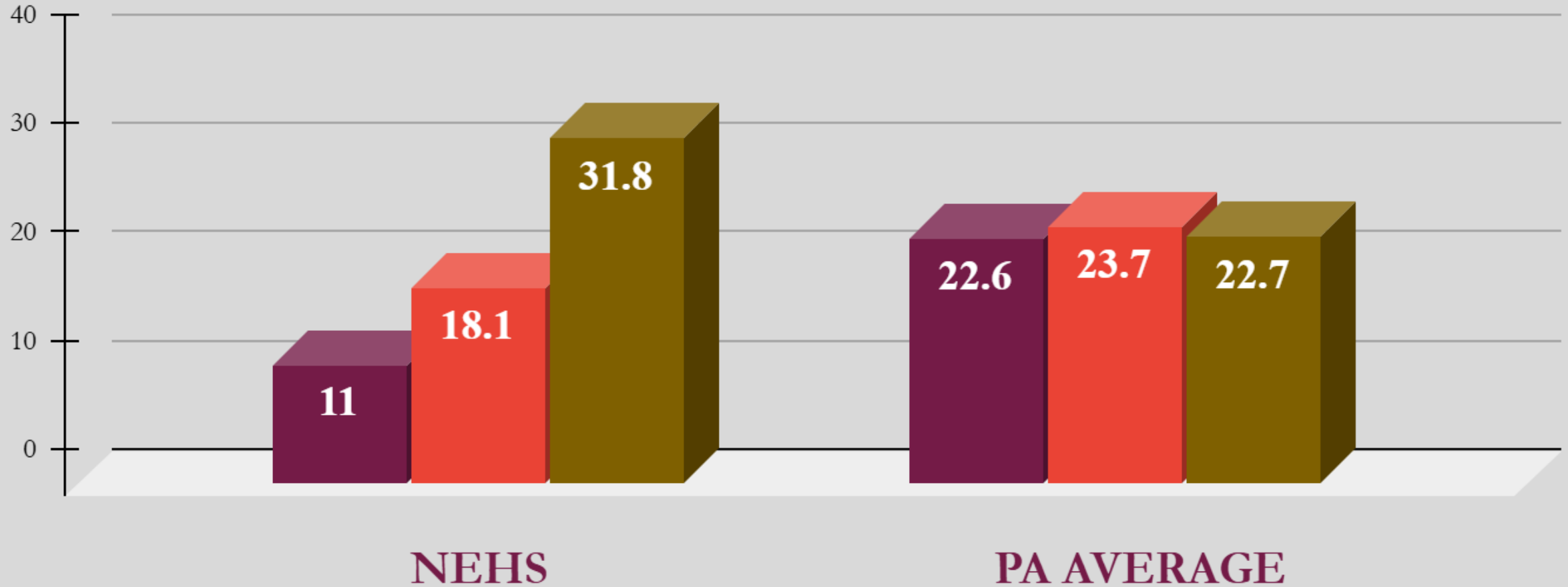
NEHS SPECIAL EDUCATION | BIOLOGY

■ 2022 ■ 2023 ■ 2024



NEHS SPECIAL EDUCATION | LITERATURE

■ 2022 ■ 2023 ■ 2024







North East High School

North East School District

What are the trends in growth and achievement?

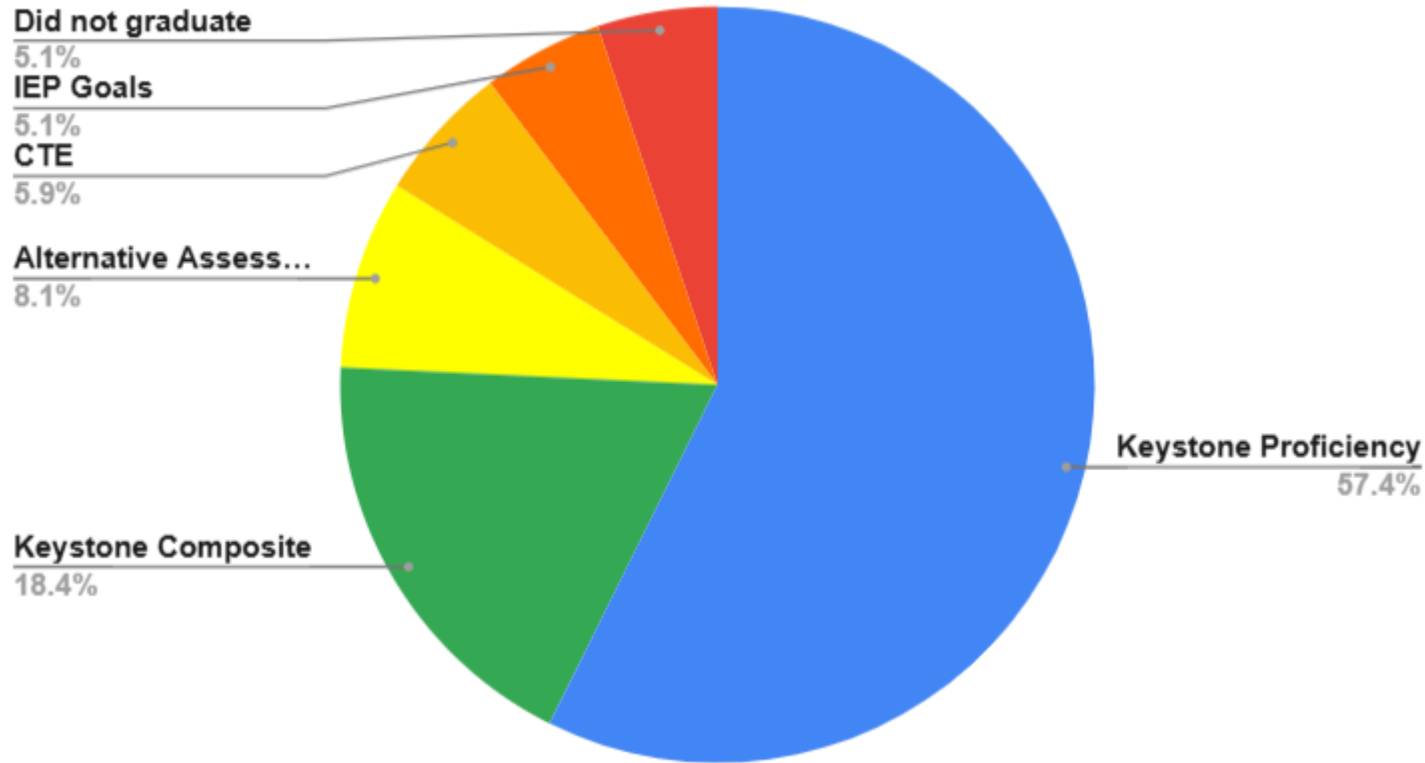
This report enables you to select data of interest, assess trends over time, and compare results. Use the filters on the left to explore growth and achievement data. Depending on the assessment, achievement is reported in Normal Curve Equivalents (NCEs) or scale scores and does not reflect proficiency level.

Subject	← Year	← Grade	Growth Color Indicator	
Keystone Algebra I	2024	N/A	 Meets	
Keystone Biology	2024	N/A	 Well Below	
Keystone Literature	2024	N/A	 Well Below	
CDT Algebra I	2024	N/A	 Well Above	
CDT Biology	2024	N/A	 Meets	
CDT English Language Arts	2024	9	 Above	
		10	 Meets	

NORTH EAST HIGH SCHOOL

Act 158 Pathways to Graduation

Class of 2024 Keystone Pathways



Pathways to Graduation:

1. Keystone Proficiency (57.4)
2. Keystone Composite (18.4)
3. Career and Technical Education (5.9)
4. Alternative Assessment (8.1)
5. Evidence-Based Assessments (0)

100% of our graduating Seniors have a designated pathway. As of right now, **98.47%** of our Juniors have a designated or realistically viable pathway to graduation.

NORTH EAST HIGH SCHOOL

INSTRUCTIONAL FOCUS AREAS

ELA FOCUS

- ★ Ensure curriculum alignment.
- ★ Use multiple data sources (Keystones, CDTs, local assessments) to make curriculum and instructional adjustments

MATHEMATICS FOCUS

- ★ Ensure curriculum alignment.
- ★ Use multiple data sources (Keystones, CDTs, local assessments) to make curriculum and instructional adjustments

SCIENCE FOCUS

- ★ Ensure curriculum alignment.
- ★ Use multiple data sources (Keystones, CDTs, local assessments) to make curriculum and instructional adjustments

NESD VISION 2028

***Goal 1: Curriculum, Instruction, and Assessment** - To ensure consistency across academic and elective programs with precise connections between instructional strategies and assessment of core academic, PA academic, and College and Career readiness standards.*

IN CLOSING



NORTH EAST DISTRICT
ROAD TO GOLD

Goal 1: Curriculum, Instruction, and Assessment - To ensure consistency across academic and elective programs with precise connections between instructional strategies and assessment of core academic, PA academic, and College and Career readiness standards.

- Atlas Curriculum Platform
- STEELS Standards
- Profile of a Graduate
- Road to Gold
- Multi-Tiered Systems of Supports (MTSS)

Goal 2: Safety and Security - Develop and sustain safe physical and psychological learning environments that support academic, equitable, trauma-informed learning; promote and support the safety and well-being of all students and staff (PDE).

- Raptor Application
- Visitor Information Management System
- Security Access Points

Goal 5: Facilities - Provide exceptional school facilities and learning environments that give all stakeholders a strong sense of safety and pride.

- HS Auditorium Curtain
- HS Cafeteria Flooring
- ES Carpet and Ceiling Tiles
- Stadium Project



NORTH EAST SCHOOL DISTRICT

GREAT PENNSYLVANIA SCHOOL RIBBON AWARDEE

Congratulations

Your district has achieved the Great Pennsylvania Schools (GPS) designation. **North East School District** is recognized among the Pennsylvania public schools that provide students with access to rigorous programming, are community-centric, demonstrate financial well-being and display resilience. **As a Great Pennsylvania School, your district has proven to be:**

- **Academically rigorous:** Students feel both successful and challenged daily through curriculum that provides an elevated level of student engagement and learning through a sophisticated understanding of fundamental ideas driven by a curiosity to discover what they do not know.
- **Community-centric:** Academic outcomes, social and emotional competencies, and critical thinking skills are all enhanced when students have access to school environments where they feel safe and enjoy a sense of belonging and connectedness.
- **Financially healthy:** School districts can control their long-term financial well-being by monitoring certain key indicators and planning accordingly, such as budget development, conducting a financial audit and following bid requirements. A healthy financial condition leads to a successful academic program.
- **Resilient:** Defined as the mental reservoir of strength that helps people handle stress and hardship, a district's resilience can be demonstrated specifically in its emergency preparedness plans and implementation of mental health supports for students.

NORTH EAST SCHOOL DISTRICT'S RIBBON TERM: January 2024 – December 2027

**NORTH EAST MIDDLE
SCHOOL**



Recognized as one of the “Best Middle Schools”
by U.S. News & World Report

**NORTH EAST
ELEMENTARY SCHOOL**



Recognized as one of the “Best Elementary Schools”
by U.S. News & World Report

QUESTIONS | COMMENTS



NORTH EAST DISTRICT
ROAD TO GOLD